

# *Black Hawk County Sheriff's Office*



*2006*

*Annual Report*

*“Excellence in Law Enforcement”*

*MICHAEL KUBIK, SHERIFF*



**SHERIFF**  
*BLACK HAWK COUNTY*



Dear Citizens and Friends:

As with every year, the past 12 months have been very challenging. I am pleased to report that your Sheriff's Office has met these challenges. As we look forward to the coming years, we are able to gauge our needs based on the information contained in this report. I'm sure you will find it informative.

Every year, it seems we continue to see our resources dwindle and our needs and the demands placed on us increase. The year 2006 was no different. We have had to work very hard at reducing expenses. In doing so, however, rest assured that our primary focus and our paramount goal is to provide the best, most professional service possible to the citizens of Black Hawk County.

You will find that we have had a very busy year, with demands and challenges ever increasing. I hope you enjoy this reflection of the year 2006. Should you have any questions or comments, please don't hesitate to contact me.

Sincerely,

A handwritten signature in black ink that reads "Michael Kubik".



# *Table of Contents*

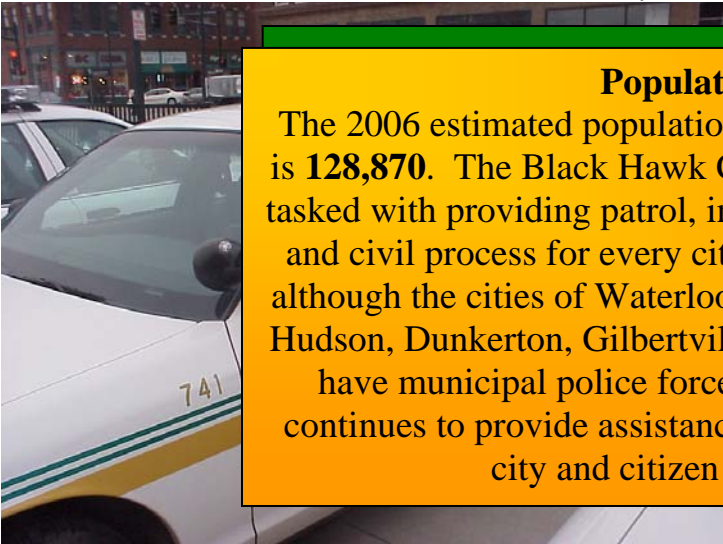
Year 2006 Overview	4
Statistical Analysis	6
Divisional Overview	8
UCR Report Statistics	9
Patrol	10
Civil	11
Jail	12
Investigations	13







## Year 2006 Overview



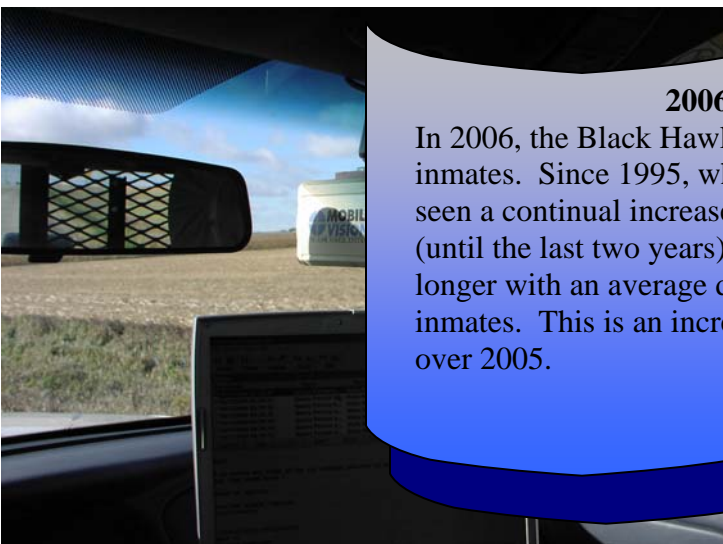
### Population

The 2006 estimated population of Black Hawk County is **128,870**. The Black Hawk County Sheriff's Office is tasked with providing patrol, investigations, jail services and civil process for every citizen of the county. And although the cities of Waterloo, Cedar Falls, Evansdale, Hudson, Dunkerton, Gilbertville and La Porte City each have municipal police forces, the Sheriff's Office continues to provide assistance and resources to every city and citizen as needed.



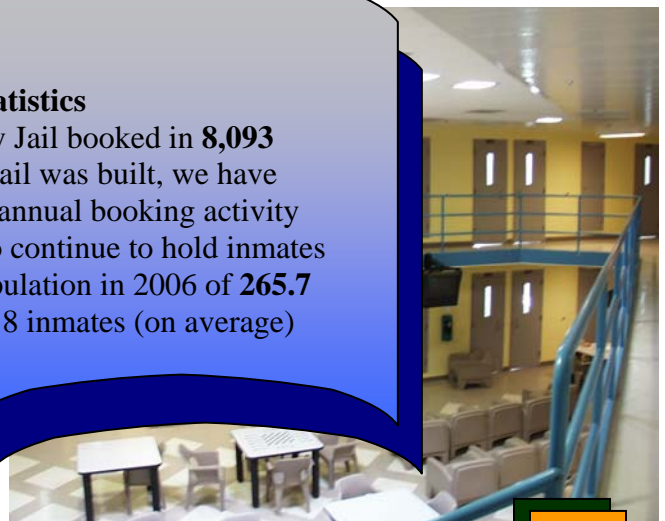
### CALLS FOR SERVICE

Every year the consolidated dispatch center sees its annual call volume increase and this year was no different. The 9-1-1 center fielded **128,782** calls for service in 2006. This equates to nearly one call for service per citizen of Black Hawk County. The Black Hawk County Sheriff's Office accounted for **12,784** of those calls.



### 2006 Jail Statistics

In 2006, the Black Hawk County Jail booked in **8,093** inmates. Since 1995, when the jail was built, we have seen a continual increase on the annual booking activity (until the last two years). We do continue to hold inmates longer with an average daily population in 2006 of **265.7** inmates. This is an increase of 18 inmates (on average) over 2005.



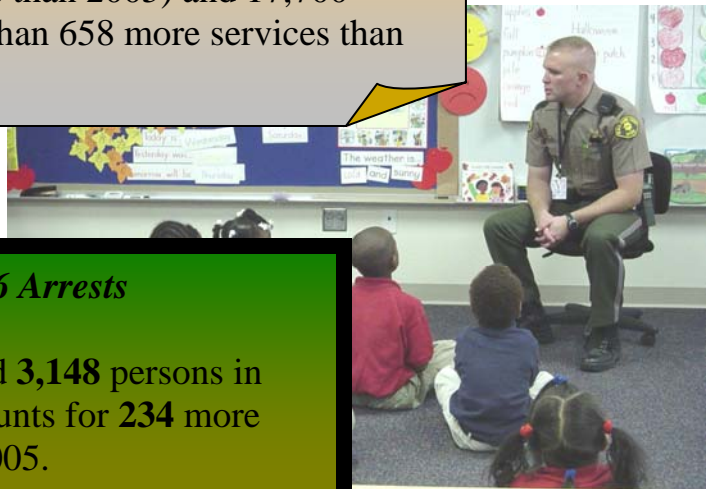
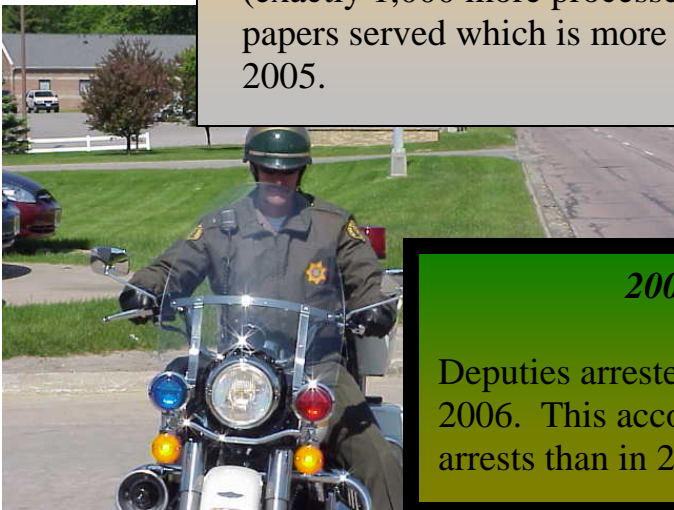


# Year 2006 Overview



## 2006 Civil Processes

2006 was another challenging year for the deputies in the Civil Division. They posted **19,928** total processes (exactly 1,000 more processes than 2005) and 17,700 papers served which is more than 658 more services than 2005.



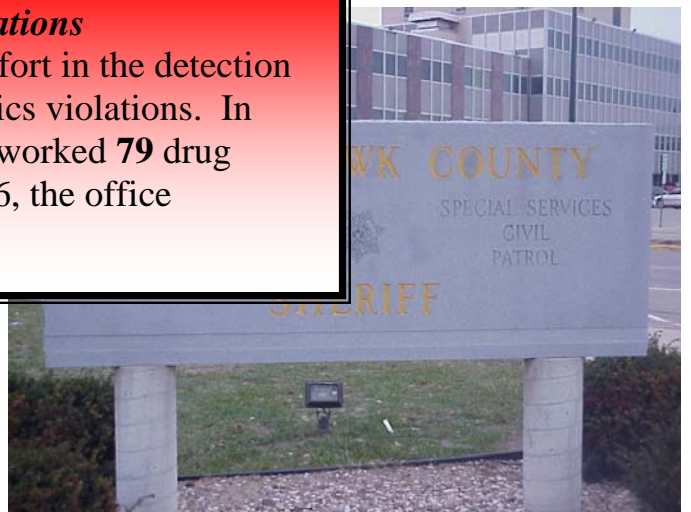
## 2006 Arrests

Deputies arrested **3,148** persons in 2006. This accounts for **234** more arrests than in 2005.



## Drug Violations

2006 marked a renewed effort in the detection and enforcement of narcotics violations. In 2005, the Sheriff's Office worked **79** drug violation offenses. In 2006, the office investigated **232**.

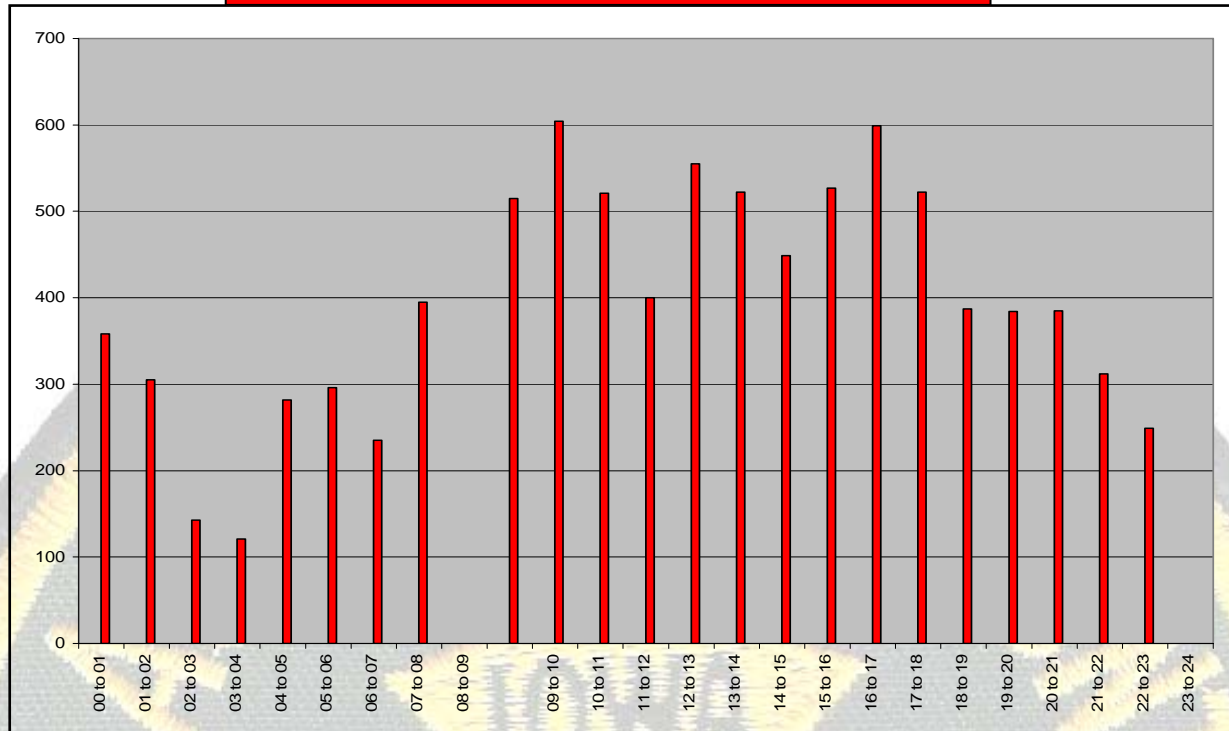




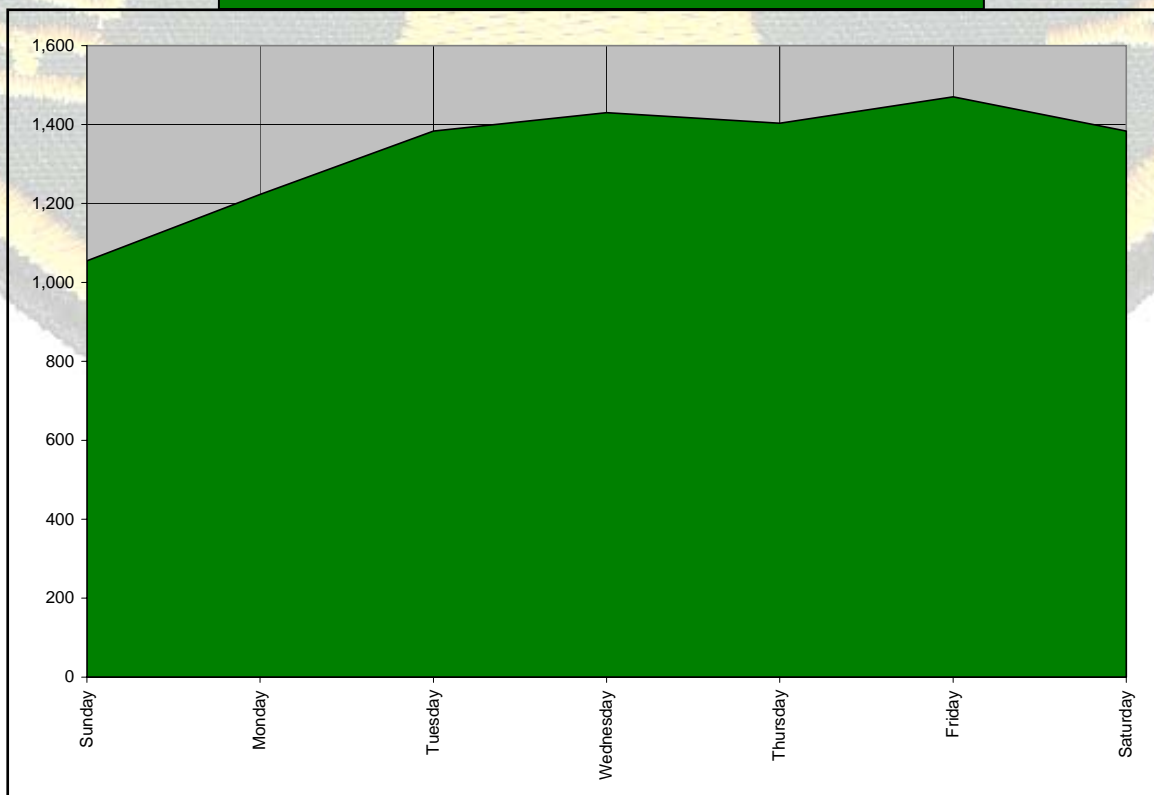


# Statistical Analysis

*Frequency of Calls by Time of Day*




*Frequency of Calls by Day of Week*





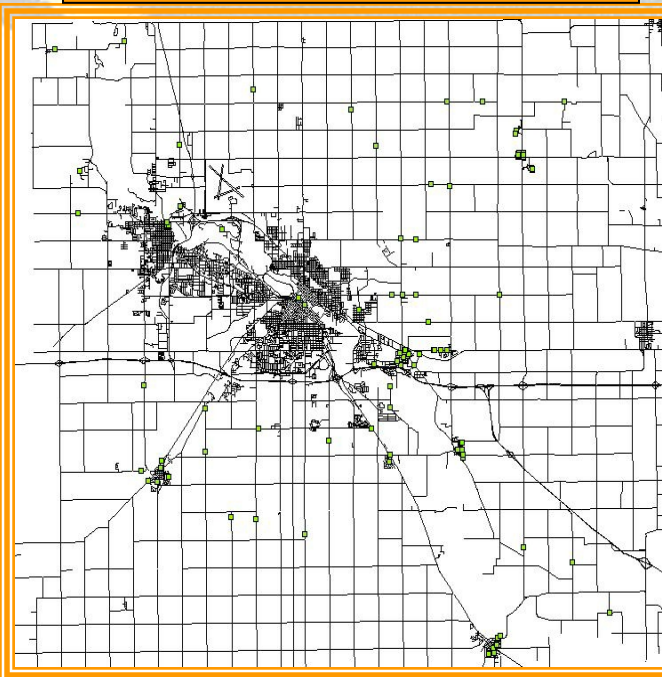
# Statistical Analysis

*Most Frequent Calls for Service by Type*

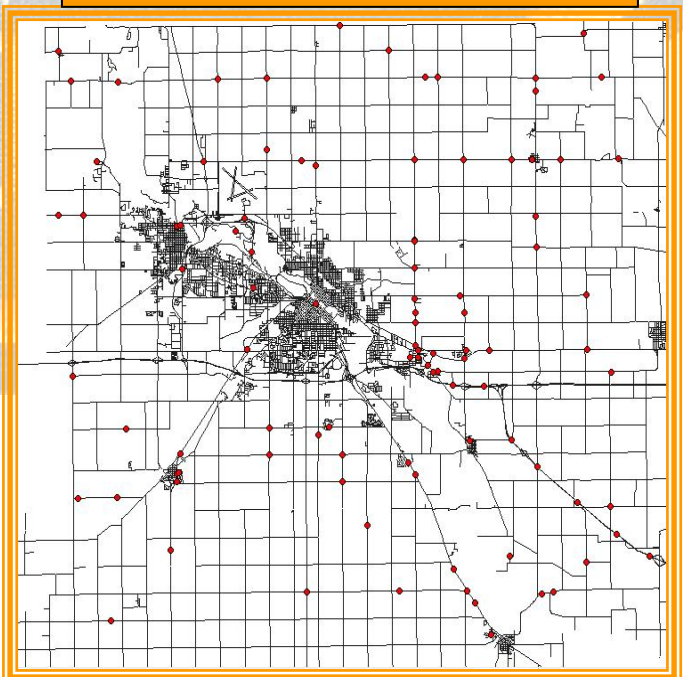


- |                           |                             |                       |                   |
|---------------------------|-----------------------------|-----------------------|-------------------|
| ■ ANIMAL COMPLAINT        | ■ ASSIST GENERAL            | ■ DISORDERLY          | ■ EXTRA ATTENTION |
| ■ FRAUD                   | ■ LARCENY/THEFT/SHOPLIFTING | ■ MVA PROPERTY DAMAGE | ■ POLICE ALARM    |
| ■ PROCESS/WARRANT SERVICE | ■ SUSPICION GENERAL         | ■ TRAFFIC HAZARD      | ■ TRAFFIC STOP    |
| ■ TRANSPORT               | ■ WARRANT SERVICE           |                       |                   |

**2006 Burglary Pin Map**



**2006 10-50PD Pin Map**





## *Divisional Overview*

### *New Challenges and Resources- 2006*

The year 2006 marked several changes at the Black Hawk County Sheriff's Office. One of the biggest was retirements and personnel movement. The Sheriff's Office is a very dynamic place that continues to change and grow. Staying current with the ever changing trends in law enforcement and in technology continues to be a challenge.

This year, the Sheriff's Office began working on improving public information flow. The Website: [www.co.black-hawk.ia.us/depts/sheriff.html](http://www.co.black-hawk.ia.us/depts/sheriff.html) has office hours, fees schedules, sex offender registry mapping, as well as contact information for the administrative staff of the office. The work on this website continues and is hoped to be a valuable resource for the public in the future.

The Sheriff's Office also has made our traffic accident reports available for purchase on-line through <http://www.PoliceReports.us>. We feel that this resource makes it easier to obtain your police report and requires less staff time in making copies of any necessary reports.

We look forward to further innovations in technology for future improved service to the citizens of Black Hawk County.

Services	2006	2005	2004
Calls For Service	12,784	10,785	9,829
Arrests	3,148	2,914	2,863
Accidents (Fatal)	3	1	4
Accidents (PD)	192	165	238
Accidents (Injuries)	78	65	66
Citations	3,471	1,885	2,778
Warrant Services	1,009	1,241	908

■ - Denotes increase from 2005 statistics





## UCR Reportable Offenses

### “A” Offenses

<i>Offense</i>	<i>2006</i>	<i>2005</i>	<i>2004</i>
Arson	1	0	2
Aggravated Assault	13	9	14
Assault Domestic	23	21	23
Assault Simple	38	15	57
Burglary	94	91	91
Criminal Mischief	96	90	62
Drug Violations	232	79	87
Kidnapping	0	1	0
Robbery	1	1	0
Murder	0	0	1
Sexual Offenses	12	8	13
Thefts	151	137	125
Larceny of Motor Vehicle	23	14	4
Entice/Exploitation Child	23	14	4

■ - Denotes increase from 2005 statistics


### “B” Offenses

<i>Offense</i>	<i>2006</i>	<i>2005</i>	<i>2004</i>
Liquor Law Violations	39	17	36
OWI	133	121	192
Public Intoxication	26	31	13
Family Offenses	1	1	0
Runaway	18	28	22
Suspicion	25	42	37
Bad Checks	12	16	1
Trespass	17	11	8
All Other Offenses	183	213	427

■ - Denotes increase from 2005 statistics



# Patrol Division

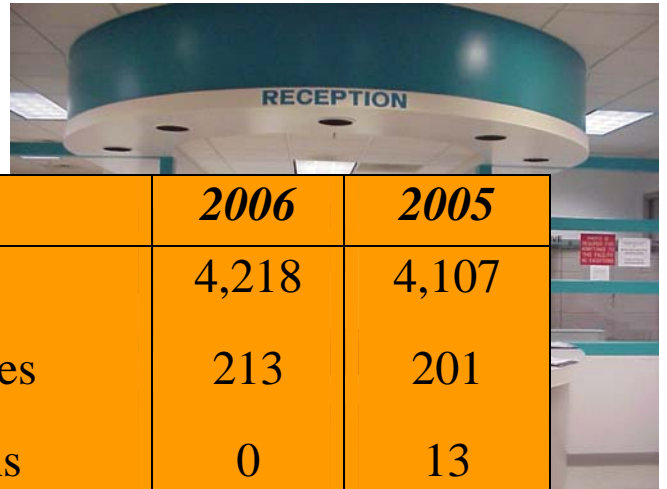
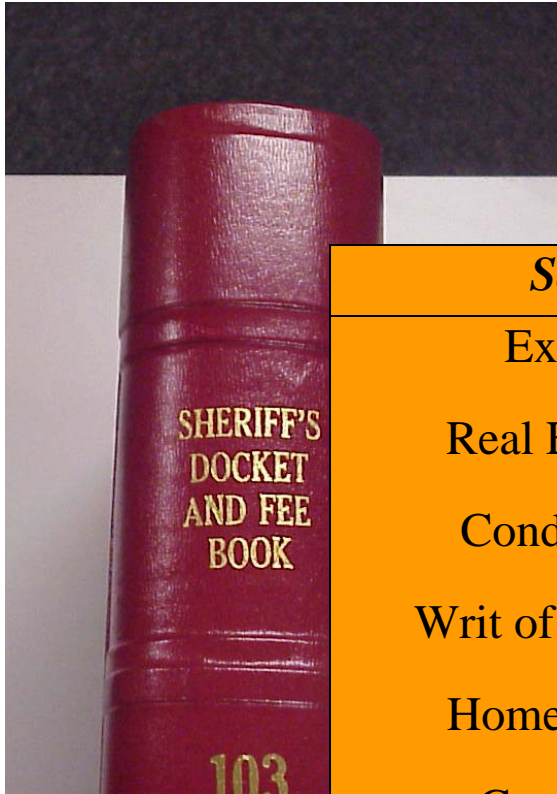


<i>Patrol Statistics</i>	<i>2006</i>	<i>2005</i>
OWI Arrests	133	121
Thefts	151	137
MVA-Property	192	165
MVA- Injury	78	65
MVA- Fatalities	3	1
Drug/Narcotics	232	79





## Civil Division



<i>Services</i>	<i>2006</i>	<i>2005</i>
Executions	4,218	4,107
Real Estate Sales	213	201
Condemnations	0	13
Writ of Attachments	0	1
Homestead Sales	1	1
Garnishments	4,237	4,022
1.1020.1 Levy	0	3
1.1020.2 Levy	4	7
Cash Register Levy	7	22
Demand	37	47
Security Lien	17	6
Papers Served	17,700	17,042
Papers Unserved	2,228	1,886
<b>Total Processes</b>	<b>19,928</b>	<b>18,928</b>





## *Jail Division*



<i><b>Jail Statistics</b></i>	<i><b>2006</b></i>	<i><b>2005</b></i>
Average Daily Population	265.7	247.5
Jail Bookings	8,093	8,349
Jail Transports	897	897





## Investigations Division

<i>Offense</i>	<i>2006</i>	<i>2005</i>
Assaults	74	45
Burglary	94	91
Criminal Mischief	96	90
Drug Violations	232	79
Kidnapping	0	1
Robbery	1	1
Sexual Offenses	12	8
Thefts	151	137
Child Enticement	18	NR
Sex Exploitation of a Minor	5	NR

