

Black Hawk County Sheriff's Office



Annual Report 2007

"Excellence In Law Enforcement"

Table of Contents

Sheriff's Welcome	3
Year 2007 Overview	4
Statistical Analysis	6
UCR Report Statistics	8
Patrol	9
Civil	10
Jail	11
Investigations	12

Black Hawk County Sheriff's Office

225 East 6th Street

Waterloo, Iowa 50703

Phone: 319-291-2587

Fax: 319-291-2541



Sheriff's Welcome



Dear Citizens and Friends:

The past 12 months have proven to be very challenging and as with every other year, I am pleased to report that your Sheriff's Office has met these challenges. As we prepare for the coming years, we are able to gauge our needs based on the information contained in this report and make necessary adjustments.

Every year, we continue to see our resources dwindle and our needs and demands placed on the Sheriff's Office increase. The year 2007 had proved no different. We have worked very hard at reducing expenses. In doing so, we have not forgotten about our primary focus and paramount goals of providing the most professional services possible to all citizens of Black Hawk County.

This report will indicate that we have had a busy and demanding year, with challenges ever increasing. I'm sure you will find this report informative and should you have any questions, please don't hesitate to contact me.

Sincerely,

A handwritten signature in black ink that reads "Michael Kriebel".

Year 2007 Overview



Population

The 2006 estimated population for Black Hawk County dropped from 128,870 to 126,106. Our county Sheriff's Office is tasked with providing patrol, investigations, jail services and civil process for every citizen of the county. Although the cities of Waterloo, Cedar Falls, Evansdale, Hudson, La Porte City, Dunkerton and Gilbertville each have municipal police offices, the Sheriff's Office continues to provide assistance and resources to every city and citizen as needed.

Calls For Service

Every year the consolidated dispatch center sees its annual call volume increase and this year was no different. The 9-1-1 center fielded **133,133** calls for service in 2007. This equates to over one call per citizen of Black Hawk County. The Sheriff's Office accounted for **9,405** of those calls.

2007 Jail Statistics

In 2007, the Black hawk County Jail booked **8,533** inmates. Since 1995, when the new jail was built, we have seen a constant increase in the number of persons processed through our facility. This year was no different, as in 2006, we booked **8,093**.

Year 2007 Overview



Jail Statistics Continued:

In the last four years, the jail has also seen steady increase in the amount of time we hold an inmate and the average daily population. To remedy this trend, the Sheriff has focused efforts in an inventive, new approach by partnering with the Department of Corrections, the County Attorney's Office and the First Judicial District's Court Administration to help streamline the judicial process and positively impact the amount of taxpayer's dollars spend on housing inmates. This year our average daily inmate population has benefited from this effort and dropped from **265.7** in 2006 to **243.5** in 2007. Other counties are starting to recognize the success of this program and are beginning to seek assistance from our agency to aid them in similar ventures in their own counties.

2007 Civil Processes

In 2007 we are beginning to report and chart processes which were not demonstrated on our previous annual reports. The report will now include Writ of Ejections, Writ of Possession, Writ of Replevin, and Temporary Protective Order Services. The reason for the this improvement is that these services are more laborious and time consuming and address productivity measurements within the division.

	2006	2007
Writ of Ejection	433	461
Writ of Possession	55	62
Writ of Replevin	55	58
Temp Protective Order	137	169

2007 Arrests

Deputies arrested **113** fewer people in 2007 than in 2006:

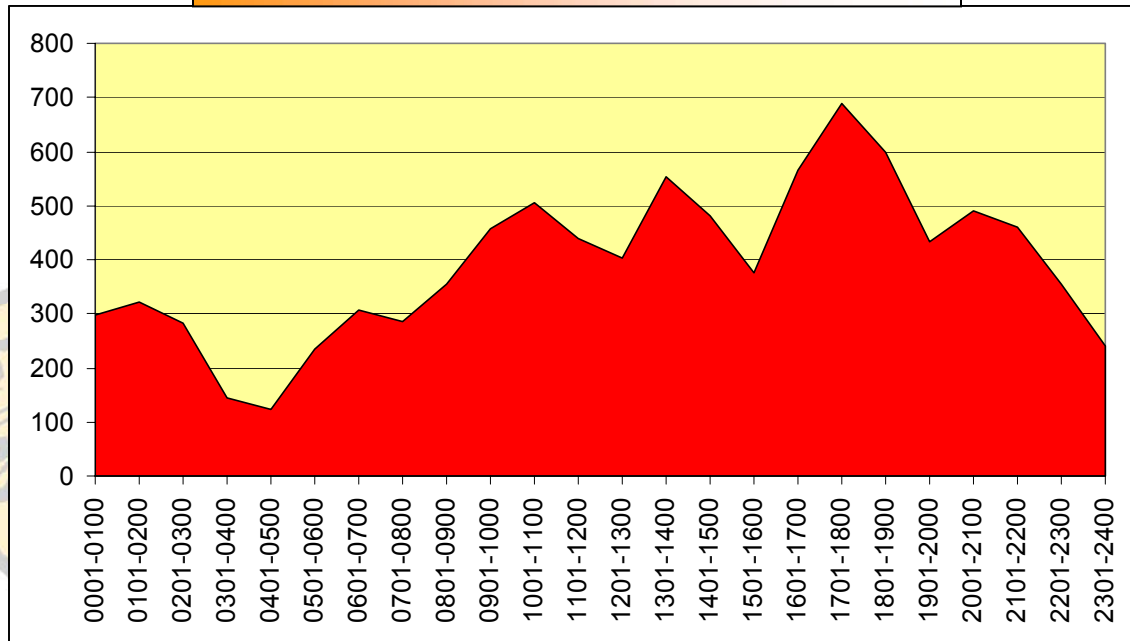
2006: **3,148**

2007: **3,035**

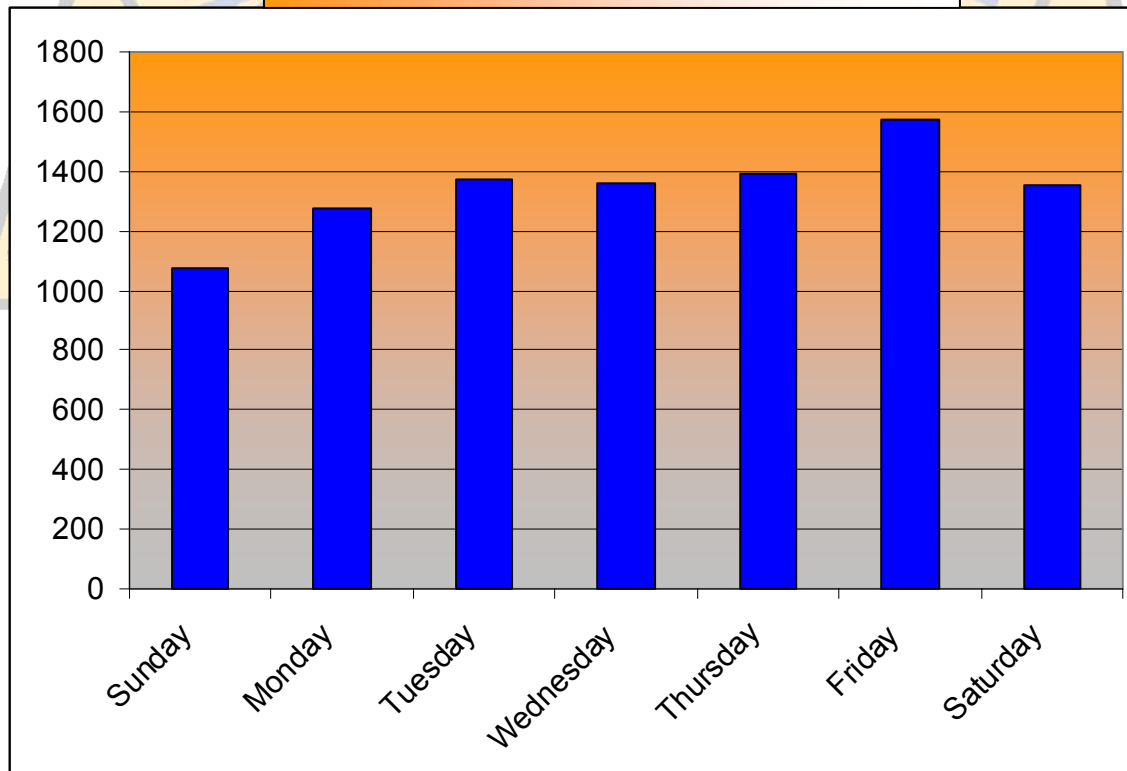
Statistical Analysis



Frequency of Calls by Time of Day



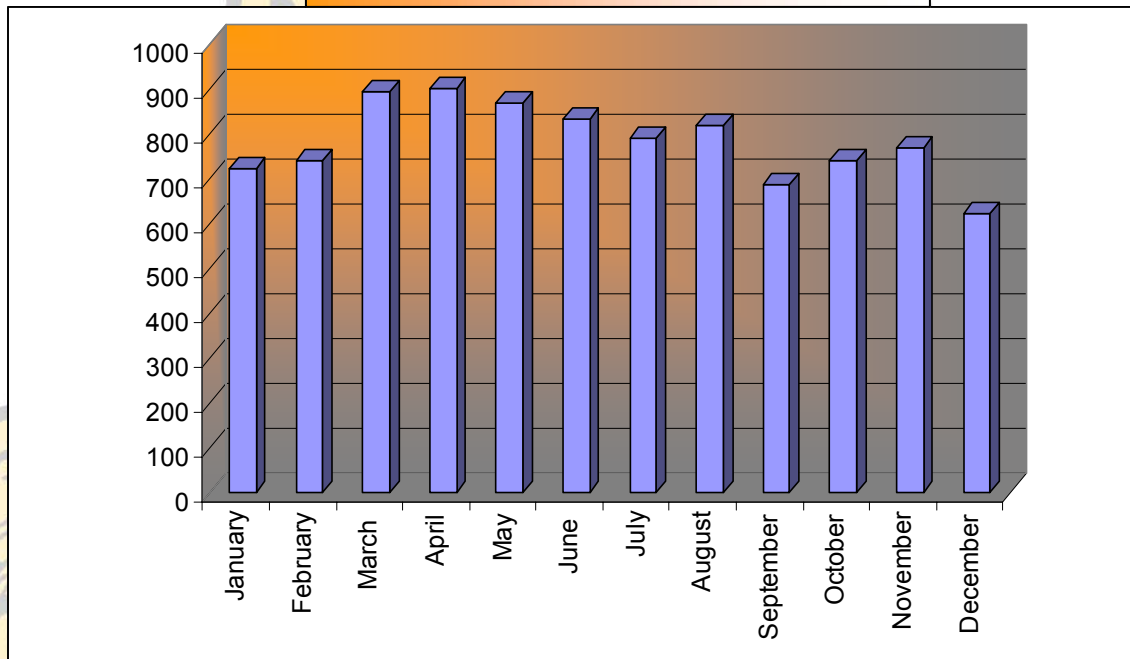
Frequency of Calls by Day of the Week



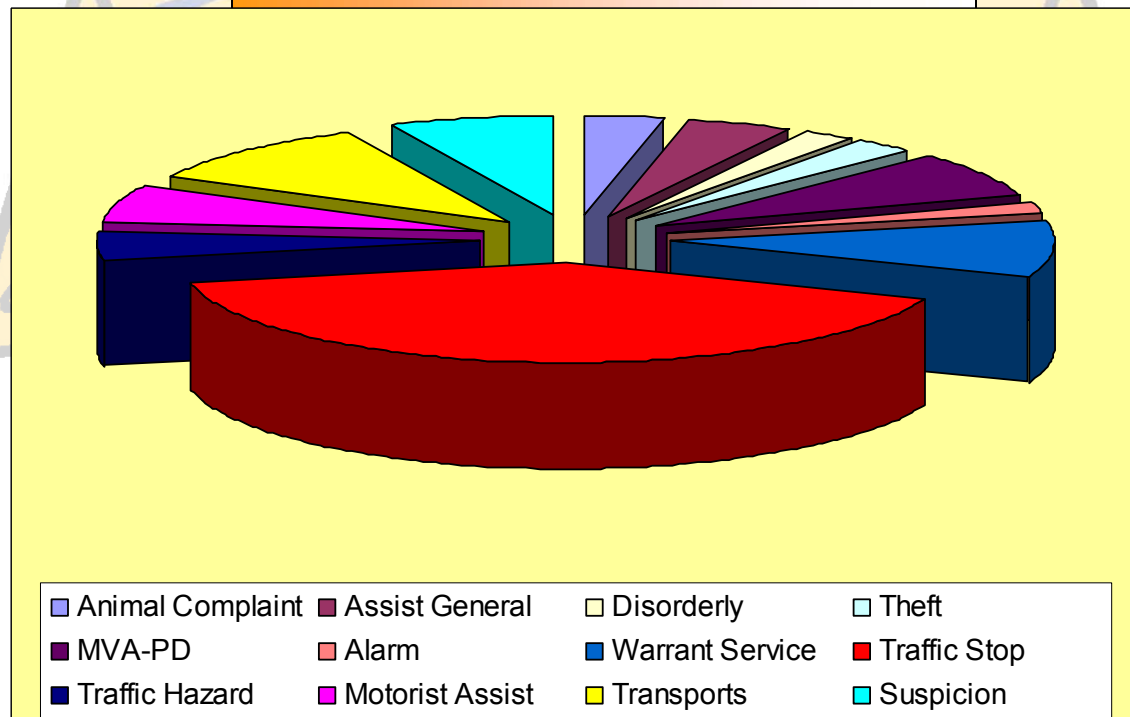
Statistical Analysis



Frequency of Calls by Month



Most Frequent Calls for Service by Type



UCR Reportable Offenses



“A” Offenses

<i>Offense</i>	<i>2005</i>	<i>2006</i>	<i>2007</i>
Arson	0	1	0
Aggravated Assault	9	13	32
Assault Domestic	21	23	13
Assault Simple	15	38	25
Burglary	91	94	87
Criminal Mischief	90	96	87
Drug Violations	79	232	125
Kidnapping	1	0	0
Robbery	1	1	0
Murder	0	0	0
Sexual Offenses	8	12	14
Thefts	137	151	129
Larceny of Motor Vehicle	14	23	9
Entice/Exploitation Child	14	23	10

■ - denotes increase from 2006 statistics

“B” Offenses

<i>Offense</i>	<i>2005</i>	<i>2006</i>	<i>2007</i>
Liquor Law Violations	17	39	45
OWI	121	133	165
Public Intoxication	31	26	18
Family Offenses	1	1	7
Runaway	28	18	20
Suspicion	42	25	23
Bad Checks	16	12	10
Trespass	11	17	13
All Other Offenses	213	183	144

■ - denotes increase from 2006 statistics

Patrol Division



Services	2007	2006	2005
Calls For Service	9,405	12,784	10,785
Arrests	3,035	3,148	2,914
Accidents (Fatal)	2	3	4
Accidents (PD)	211	192	165
Accidents (Injuries)	79	78	65
Citations	3,376	3,471	1,885
Warrant Services	662	1,009	1,241
OWI Arrests	165	133	121
Thefts	129	151	137
Drug/Narcotics	125	232	79


■ - denotes increase from 2006 statistics



Civil Division




Services	2007	2006	2005
Executions	4,046	4,218	4,107
Real Estate Sales	299	213	201
Condemnations	0	0	13
Writ of Attachments	2	0	1
Homestead Sales	0	1	1
Garnishments	3,997	4,237	4,022
1.1020.1 Levy	2	0	3
1.1020.2 Levy	8	4	7
Cash Register Levy	5	7	22
Demand	38	37	47
Security Lien	67	17	6
Temporary Protective Order	180	138	*
Writ of Ejection	461	433	*
Writ of Possession	62	37	*
Writ of Replevin	58	55	*
Papers Served	16,590	17,700	17,042
Papers Unserved	2,165	2,228	1,886
Total Processes	18,755	19,928	18,928

 - denotes increase from 2006 statistics
 *- denotes 2nd year of tracking this statistic

Jail Division

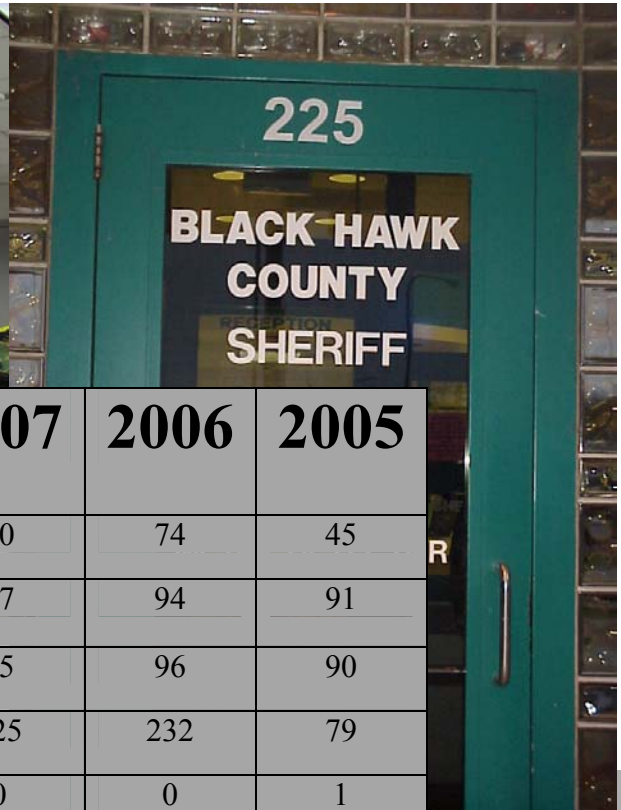


Jail Statistics	2007	2006	2005
Average Daily Inmate Population	243.7	265.7	247.5
Jail Bookings	8,533	8,093	8,349
Jail Transports	753	897	897


 - denotes increase from 2006 statistics



Investigations Division



Offense	2007	2006	2005
Assaults	70	74	45
Burglary	87	94	91
Criminal Mischief	65	96	90
Drug Violations	125	232	79
Kidnapping	0	0	1
Robbery	0	1	1
Sexual Offenses	14	12	8
Thefts	129	151	137
Child Enticement	8	18	0
Sexual Exploitation of a Minor	2	5	0

 - denotes increase from 2006 statistics

